

2016-17 FINAL BUDGET Yolo County Transportation District



Prepared By:

Terry Bassett, Executive Director

Janice Phillips, Deputy Director of Finance, Grants and Procurement

Mike Luken, Deputy Director of Operations, Planning and Special Projects


Kathy Souza, Executive Assistant

Adopted:

June 13, 2016



MEMORANDUM

DATE: September 16, 2016
TO: Don Saylor, Chair,
And Members of the Yolo County Transportation District
FROM: Terry V. Bassett, Executive Director 
RE: Final YCTD Budget 2016/17

Enclosed is the Yolo County Transportation District (YCTD) Final budget for the 2016/17 fiscal year. YCTD is the public transportation operator that provides both fixed route and paratransit services throughout Yolo County, as well as into Sacramento and Solano Counties. YCTD uses a contract with Transdev, Incorporated to provide these services. YCTD is also the Congestion Management Agency for Yolo County, coordinating and advocating regional, state, and federal funding for a number of road and alternative transportation projects.

The YCTD Board is comprised of appointees from the Winters, West Sacramento, Woodland and Davis City Councils, as well as from the Yolo County Board of Supervisors. The University of California at Davis and Caltrans have ex-officio Board membership.

The overall YCTD budget is **\$27,386,495**, made up of two components: **\$15,335,152** for operating and planning and **\$12,051,343** for capital projects. Based on this proposed budget, overall expenses will increase by **\$884,758 (6.12%)**, while capital expenses will increase by **\$1,506,184 (14.28%)** from the previous fiscal year. Combined, operating and capital expenses are up **\$2,390,942 (9.57%)**, with 63% of the increase attributable to capital projects. The operating budget is up primarily for the contractual increase in purchased transportation and the addition of a temporary planner for Golden 1 Center related service changes. The capital budget is up primarily because YCTD received a \$3.5 million grant to replace another 7 CNG buses.

The operating budget assumes:

1. **Contractor Rate Increases:** Per signed agreement, the following contract rate changes will occur for the provision of transit services:
 - a. Fixed Route rate per Month: +3.25%
 - b. Fixed Route rate per Hour: +4.25%
 - c. Fixed Route rate per Mile: +3.50%
 - d. Rate for 24/7 Shop rate: +3.44%
 - e. Paratransit rate per Month: +3.25%
 - f. Paratransit rate per Hour: +3.75%

2. **Fixed Route Services (Yolobus):**
 - a. **1.55** million Rides on local and intercity fixed route service.
 - b. **103,066** revenue hours and **2,003,921** revenue miles, plus
 - c. **3,043** extra hours of service to mitigate the impacts of events at the Golden One Center that exceed 10,000 attendees. **\$434,947** of the overall operating increase is budgeted for such augmented service.
 - d. **100** hours of community transit service.
 - e. Pass-Thru of **\$24,000** in County funds for UNITRANS bus service.
 - f. **1,000 hours and 25,000** miles for **extra fixed route service** associated with the airport shuttle during school breaks and holidays, as well as other re-routes and service augmentations throughout the year.
 - g. Even with a proposed fare increase, fixed route passenger fare revenue for 2016/17 will be lower than the original revenue forecast in the 2015/16 budget.
 - h. **City of West Sacramento**: We are exploring improvements in transit related service for the Southport community. At the center of discussions is consideration of a trial shuttle between the vicinity of the Southport Town Center and downtown Sacramento. We are also investigating alternatives to serving Southport when ridership is light; namely, after 6 pm on weekdays and on weekends. We have reduced annual revenue hours by 912 by anticipating the parking out of some buses in West Sacramento (likely at the Port of West Sacramento.)
 - i. **City of Winters**: Winters bus route 220 will be deviated to serve Kaiser Hospital and Solano Community College in Vacaville, starting on or around August 8, 2016. The hospital will be served Monday through Saturday, while the college will be served on weekdays only.
 - j. **City of Woodland**: We plan to start two weekday routes one hour earlier and to reconfigure service so that east Woodland ends up with two express trips in both the morning and afternoons between that community and downtown Sacramento.
 - k. **County of Yolo**: We are considering ways to build up lifeline ridership by residents of Dunnigan, Yolo and Knights Landing.
 - l. **Outside CNG**: Consumption at YCTD's CNG facility by third parties assumes a **40%** consumption increase compared to the previous year. It is assumed that YCTD will net \$75,000 in outside CNG sales and apply those proceeds against Yolobus operations.
 - m. **Reserves**: The proposed fixed route operating budget assumes \$603,480 in reserves to help offset fixed route expenses. Also, an additional \$50,630 in reserves associated with West Sacramento streetcar planning expenses will be applied against West Sacramento bus operating expenses. This practice of dipping into reserves may need to stop next fiscal year, unless the board decides to change the reserve set-aside.

3. **Paratransit Service (Yolobus Special):**

34,200 paratransit rides, **23,433** revenue hours of paratransit services, including **400** hours for ADA service funded by Cache Creek Casino Resort. An additional **800** extra hours of paratransit service to mitigate the impacts of events at the Golden One Center are currently placed in contingencies under fixed route, until such time that YCTD staff are able to determine what level of actual additional paratransit services will be needed for the events.

The proposed paratransit operating budget assumes \$330,000 in reserves to help offset paratransit expenses. As with fixed route services, this practice of using reserves for paratransit services will need to stop next fiscal year, unless the board decides to change the reserve set-aside.

4. **Other Operating Activities:**

a. **Personnel:**

- 11 in-house positions are currently in the budget, including one position with a limited two-year role. We have added one full time temporary planning position to undertake and oversee extra activities related to service changes associated with the Golden One Center.
 - Approximately 6-10 Interns (most are recruited from U.C. Davis) are assumed to develop capital improvement plan, undertake transit planning work and perform on/off surveys for the National Transit Database, consistent with FTA requirements.
 - There are approximately 115 employees who work for YCTD's transit contractor, Transdev Transportation. That number may increase due to the extra service that will be provided for Golden One Center events and any service augmentations elsewhere.
- b. Continue efforts to develop a countywide transportation capital improvement plan.
 - c. Continue involvement in the rail relocation project, which has land use, economic development, transportation and flood control implications for the Cities of Woodland, Davis and Winters, as well as the County of Yolo.
 - d. Being part of a five-party streetcar Memorandum of Understanding, participating in the next phase of the West Sacramento/Downtown Sacramento Streetcar project (project development work).
 - e. Continue involvement in the Capitol Corridor Joint Powers Authority for passenger train service between Auburn and San Jose, via Sacramento and Davis (YCTD has two seats on the CCJPA).
 - f. Continue partnerships to initiate Bike Share and Connect Card projects.
 - g. Undertaking the next phase of the Woodland Transit Study, namely a site selection review, using consultants.

The Capital budget assumes:

1. Nine (9) replacement CNG buses are on order and should be delivered in January, 2017. A 10th new bus to accommodate service increases planned for the City of Woodland is included in the adopted budget. Funding will come from small urban Section 5307 revenues apportioned to the Woodland urbanized area.

Additionally, another seven (7) replacement buses will be ordered. That project takes advantage of \$3.5 million in CMAQ funding recently made available to YCTD from SACOG. The four cities and county will contribute \$226,732 in FY 16/17, which represents ½ of the local match required to replace seven buses. **Amount for all 17 buses, including accessories: \$9,486,462.**

2. We are proposing to replace one paratransit vehicle, using an outside funding source. **Amount, including accessories: \$140,000.**
3. Sacramento urban Section 5307 funds will be passed from YCTD to SACOG for capital expenses related to the CONNECT card smart card system. The funding was programmed by SACOG, and YCTD submitted the grant application, and has been awarded funding on SACOG's behalf. **Amount: \$621,570.**
4. Retrofitting the entire Yolobus fleet to be WI-FI compatible, providing an added benefit to the public, improving automatic vehicle location (AVL) signals and providing operations and law enforcement with the capability of obtaining live camera views on any bus. **Amount: \$170,262.**
5. Bus stop improvements throughout the region are budgeted. Such improvements include bus shelters, pads and lighting. **Amount: \$792,700.**
6. Replacement of mobile data terminals (MDTS) used in YCTD's buses will improve the reliability of YCTD's AVL system. Procuring high definition video surveillance systems for new buses is also included in this project. **Amount: \$190,554.**
7. Acquiring paratransit reservation and ride scheduling software. **Amount: \$75,000.**
8. Upgrading a diesel fuel containment system. **Amount: \$60,000.**
9. Upgrade bus washer, water recycling system, bus engine and transmission overhauls. **Amount: \$411,949.**
10. Shop equipment. **Amount: \$50,000.**
11. Connect Card Equipment. **Amount: \$17,500.**
12. Connect Card Add Fare Machine & other Equipment: **Amount: \$35,346.**

Other Factors Affecting the Final Budget:

1. YCTD obtained approval from SACOG to program \$200,000 per year in Sacramento Urban 5307 federal funds for two years to be used primarily for Golden One Center related transit expenses, including extra bus running time allowances and a shuttle between the West Sacramento Transit Center and the Golden One Center.
2. For FY 2016/17, YCTD will use \$18,276 in reserves to help finance Winters bus service to and from Kaiser Hospital and Solano Community College in Vacaville. A similar amount will be requested from the Yolo-Solano AQMD for FY 2017/18.
3. The MTIP now provides early access to \$3.5 million in CMAQ funding, which will help pay for seven (7) replacement buses.
4. With the price of natural gas being as low as it is, staff lowered the request for CNG fuel by some \$140,000.
5. The final budget assumes additional revenue from fare increases, which are intended to help Yolobus maintain a farebox recovery ratio of 20% on fixed route buses and strive toward improving the farebox ratio paratransit services, as that ratio is well below 10%.
6. The preliminary budget assumes that 1.5 years' worth of federal CNG rebates will be credited against FY 2016/2017 operating costs.
7. Staff intend to find a vendor to sell exterior bus advertising, which is anticipated to net YCTD around \$41,000 the first year.
8. Staff is negotiating an agreement with Trillium, YCTD's CNG contractor, which may facilitate \$900,000 in CNG facility improvements, to increase CNG capacity at YCTD's facility.
9. Staff is working on adjustments to YCTD's data transmission system to be able to offer the public WI-FI access on all Yolobus buses.

TABLE OF CONTENTS

	<u>Page</u>
<i>Part I: Budget Summary</i>	8-17
Table A: Change in Overall Expenses	11
Table B: 2016/2017 Operating and Planning Expenses By Type	12
Table C: 2016/2017 Fixed Route Operating Revenues by Source	13
Table D: 2016/2017 Paratransit Operating Revenues by Source	14
Table E: 2016/2017 Capital Expenses by Project Category	15
Table F: 2016/2017 Capital Revenues by Source	16
Table G: Estimated 2016/2017 LTF & STA to YCTD by Jurisdiction	17
<i>Part II: Budget Detail</i>	19-28
<u>Fixed Route Service Narrative</u>	19-20
Table H-1: Operating Expenses: 2016/2017 vs. Previous Year	21-22
Table H-2: Operating Revenues: 2016/2017 vs. Previous Year	23
Table H-3: Capital Expenses & Revenues: 2016/2017 vs. Previous Year	24
Table I: Capital Project Listing	25
<u>Paratransit Service Narrative</u>	26
Table J-1: Operating Expenses & Revenues: 2016/2017 vs. Previous Year	27
Table J-2: Capital Expenses & Revenues: 2016/2017 vs. Previous Year	28
<i>Part III: Budget Factors & Capital Detail</i>	29-34
Operating Budget Factors	29-32
Capital Detail	33-34
<i>Part IV: About YCTD</i>	35

Part I: Budget Summary

Table A reveals that the 2016/17 YCTD budget is \$27,386,495, composed of \$15,335,152 for planning and operations and \$12,051,343 for capital. The total budget increased 9.57% over the 2015/16 budget. The capital budget increased by \$1,506,184 (14.28%), because of the proposed addition of seven new replacement vehicles.

2016/17 overall operating and planning expenses, for fixed route are up 6.12% or \$884,758, compared to the 2015/16 budget, due to previously agreed contract rate changes with Transdev, increases in paratransit revenue hours, higher outside fuel consumption, some minor increases in service hours and adding mitigation measures to counteract the effects of the Golden One Center.

Table B shows non-capital expenses by type, including 60.1% of all such expenses for Purchased Transportation (Transdev contract), followed by 9.2% for services and supplies, 9.0% for salaries and benefits, 8.5% for fuel consumed by YCTD, 4.0% for insurance, 3.4% for fuel costs associated with outside users, 3.4% for contingencies, and 2.4% for other purposes.

Table C lists fixed route operating and planning revenues by source. FTA comprises 20.8% of the revenues, followed by 20.2% from fares, 12.8% from West Sacramento, 12.5% from the Yocha Dehe Wintun Nation, 11.7% from Davis, 8.9% from Woodland, .6% from outside CNG sales, 5.1% from YCTD reserves, .4% from a one-time insurance rebate, 1.1% from the County, 1.0% from Winters and the balance from other sources.

Table D summarizes paratransit operating revenues by source. FTA comprises 22.2% of the revenues, followed by 17.9% from YCTD reserves, 19.6% from Woodland, 16.6% from Davis, 12.4% from West Sacramento, 5.8% from fares, 2.6% from the County, 1.3 % from the Yocha Dehe Wintun Nation, 1.4% from one-time insurance credit and .3% from interest. The following cost distribution will be used, which is identical to the methodology used for 2015/16:

	<u>Paratransit Cost Distribution</u>
Woodland	38.69%
Davis	32.88%
West Sacramento	24.43%
County	4.00%

Table E is a summary of capital expenses by project category. Some 79.9% of the total capital budget is for the purchase of 17 CNG buses and one (1) Paratransit vehicle, 5.2% for CONNECT Card pass-thru to SACOG, 3.4% for bus components, 3.9% for YCTD facility improvements and bus overhauls, .6% for paratransit scheduling software and .4% for shop equipment.

Table F reveals capital revenues by source. FTA makes up 50.0% of all capital revenues, followed by 29.8% from Proposition 1B (state bond act money), 12.3% from YCTD operator State Transit Assistance (STA) funds, 4.6% from the vehicle replacement fund, 1.9% from TDA and 1.5% in Tribe and Gaming Commission revenues tied to bus shelters and a replacement paratransit vehicle associated with the casino resort route.

Table G breaks down the overall impact of the budget on each jurisdiction's 2016/17 Local Transportation Fund and their corresponding share of 2016/2017 STA Funds.

This page intentionally left blank

Table A

Change in Overall Expenses 2015/2016 TO 2016/2017

	Operating/Other	Capital	Total
Fixed Route	\$ 12,312,332	\$ 11,214,773	\$ 23,527,105
Golden One Ctr Mitigation	\$ 434,947	\$ -	\$ 434,947
Paratransit	\$ 1,847,420	\$ 215,000	\$ 2,062,420
Streetcar Activities	\$ 10,620	\$ -	\$ 10,620
Connect Card Pass-Thru to SACOG	\$ 72,900	\$ 621,570	\$ 694,470
Countywide Capital Plan	\$ 30,000	\$ -	\$ 30,000
Woodland Site Selection Study	\$ 100,000	\$ -	\$ 100,000
Outside CNG Use Expenses	\$ 526,933	\$ -	\$ 526,933
Total 2016/2017 Budget	\$ 15,335,152	\$ 12,051,343	\$ 27,386,495
Total 2015/2016 Budget	\$ 14,450,394	\$ 10,545,159	\$ 24,995,553
Change	\$ 884,758	\$ 1,506,184	\$ 2,390,942
Percent Change	6.12%	14.28%	9.57%

Change in Expenses

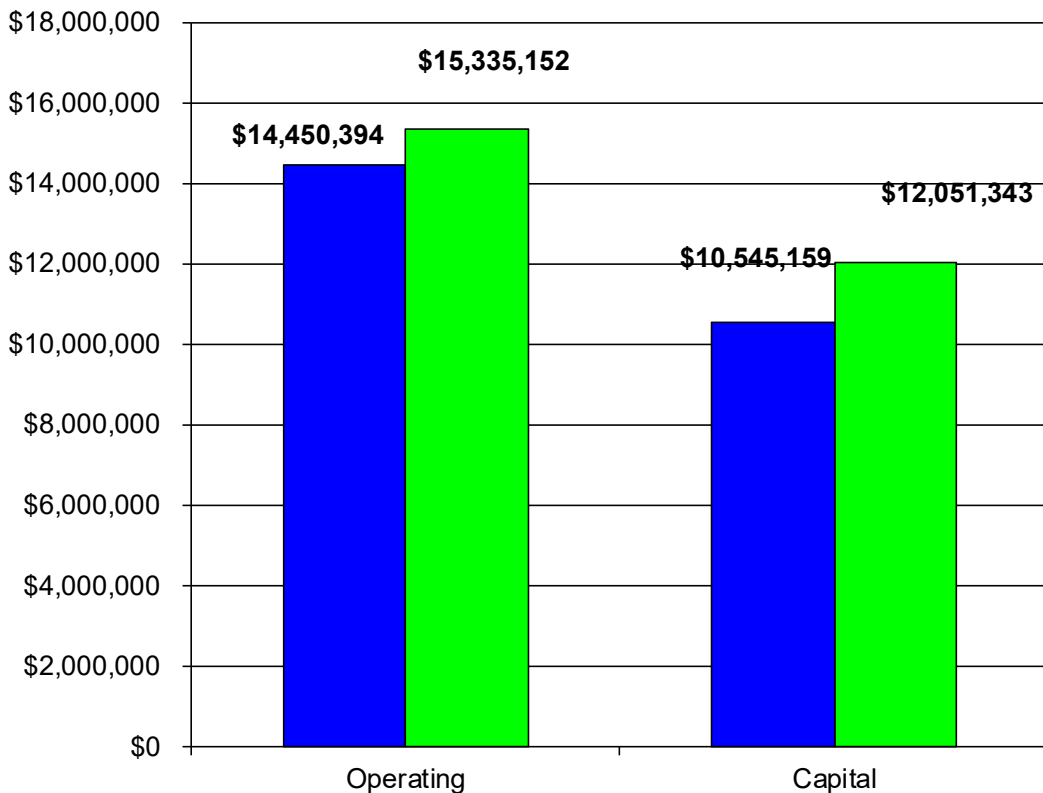


Table B

2016/17 All Non-Capital Expenses By Type

Purchased Transportation	\$	9,222,301	60.1%
Services, Supplies & Misc.	\$	1,410,463	9.2%
Salaries & Benefits	\$	1,379,412	9.0%
YCTD Fuel Use	\$	1,302,686	8.5%
Insurance	\$	618,483	4.0%
Contingencies	\$	524,056	3.4%
Outside Fuel Use	\$	526,933	3.4%
Utilities	\$	210,198	1.4%
Woodland Transit Study	\$	100,000	0.7%
Streetcar Planning	\$	10,620	0.1%
Countywide Plan	\$	30,000	0.2%
Total Expenses	\$	15,335,152	100.0%

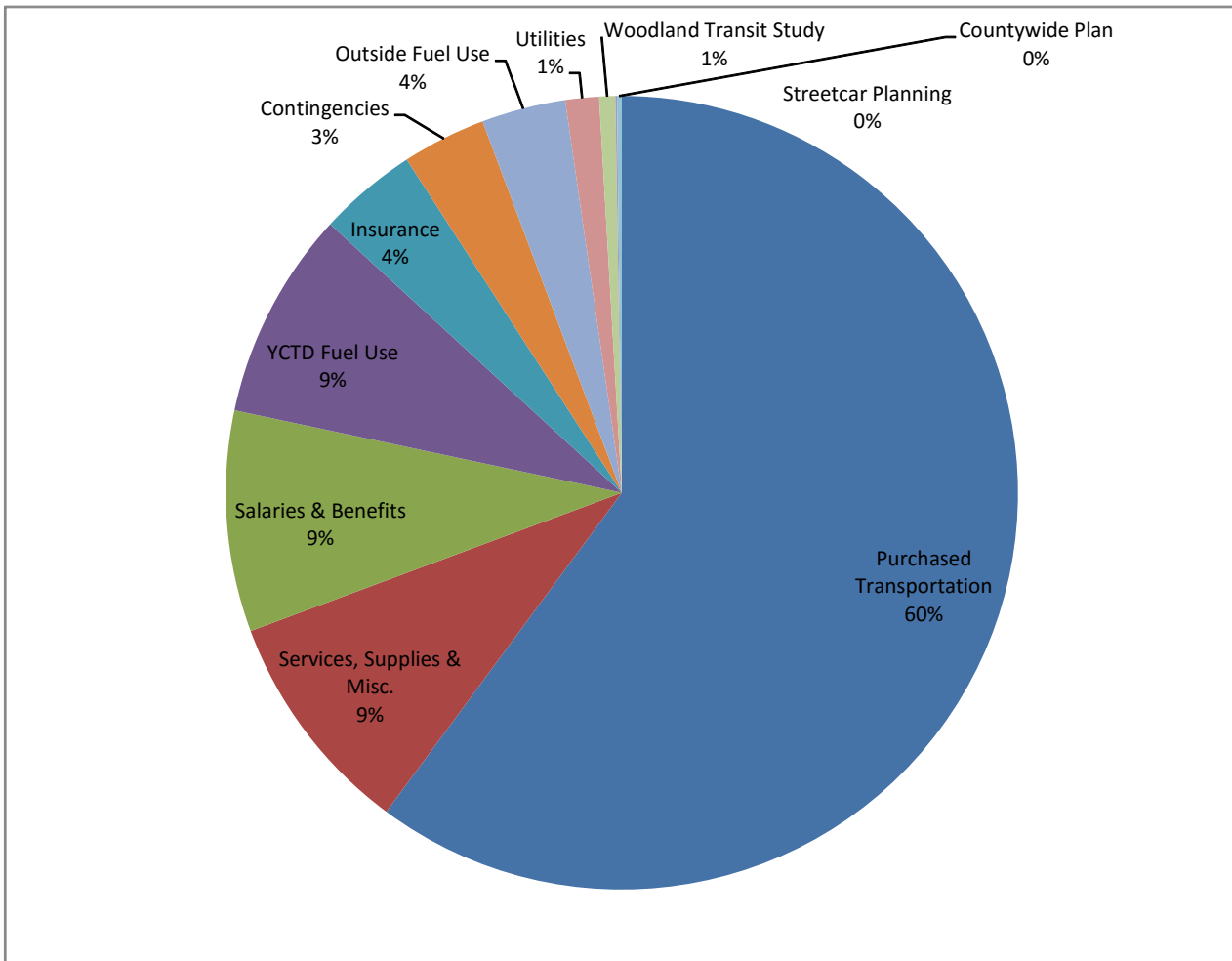


Table C

2016/17 Fixed Route Operating Revenues By Source

FTA	\$ 2,770,043	20.6%
Fares	\$ 2,598,550	19.3%
West Sacramento	\$ 1,645,195	12.2%
Tribe	\$ 1,530,404	11.4%
Davis	\$ 1,496,685	11.1%
Woodland	\$ 1,141,473	8.5%
Reserves	\$ 654,110	4.9%
CNG Rebate	\$ 439,338	3.3%
County	\$ 138,099	1.0%
Winters	\$ 133,147	1.0%
CALSTRS	\$ 75,576	0.6%
Auxilliary Revenue (CNG Sales)	\$ 601,933	4.5%
LCTOP	\$ 72,900	0.5%
One-Time Insurance Rebate	\$ 53,867	0.4%
Advertising Revenue	\$ 41,000	0.3%
Caltrans Grant	\$ 35,412	0.3%
Interest	\$ 30,000	0.2%
Total Operating Revenues	\$ 13,457,732	100.0%

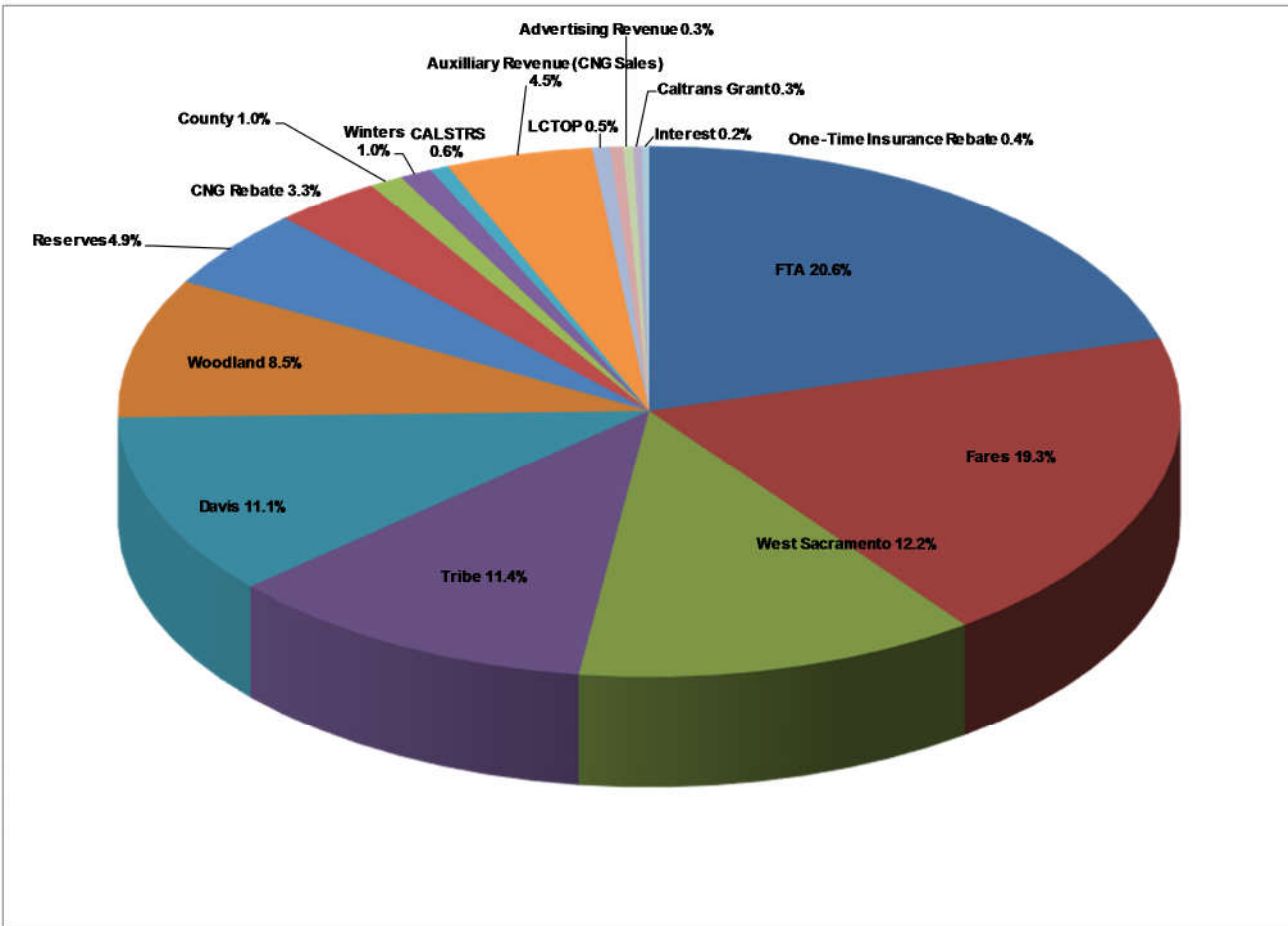


Table D

2016/17 Paratransit Operating Revenues By Source

Reserves	\$	330,000	17.9%
*FTA	\$	410,450	22.2%
Woodland	\$	361,499	19.6%
Davis	\$	307,213	16.6%
West Sacramento	\$	228,261	12.4%
Fares	\$	108,051	5.8%
Tribe	\$	23,761	1.3%
County	\$	48,226	2.6%
One-Time Insurance Rebate	\$	24,959	1.4%
Interest	\$	5,000	0.3%
Total Revenues	\$	1,847,420	100.0%

*Sac Urban 5307	\$	260,450
*Rural & Sac Urban 5310	\$	150,000

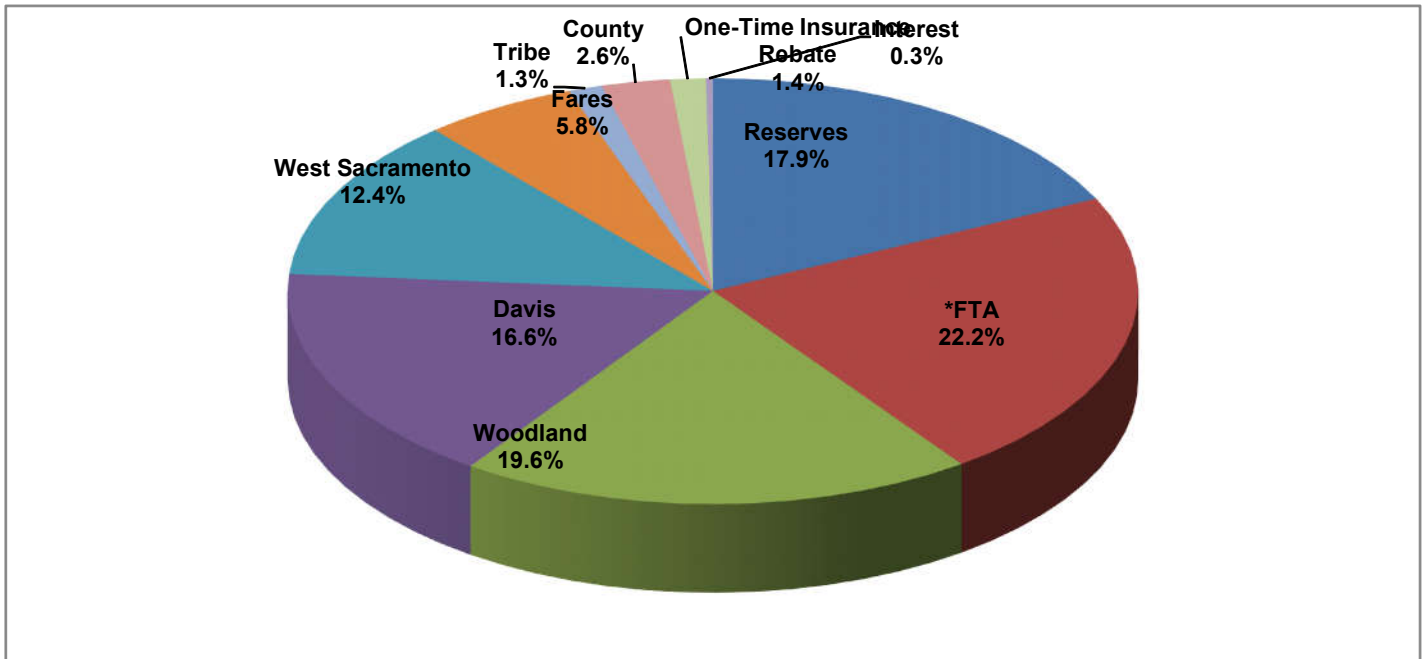


Table E

2016/17 Capital Expenses By Project Category

17 New Buses	\$	9,486,462	78.7%
Bus Stop Improvements	\$	792,700	6.6%
Connect Card Pass-Thru to SACOG	\$	621,570	5.2%
Bus Components	\$	413,662	3.4%
YCTD Facility Improvements, bus ov	\$	471,949	3.9%
1 New Paratransit Vehicle	\$	140,000	1.2%
Paratransit Scheduling Software	\$	75,000	0.6%
Shop Equipment	\$	50,000	0.4%
Total Expenses	\$	12,051,343	100.0%

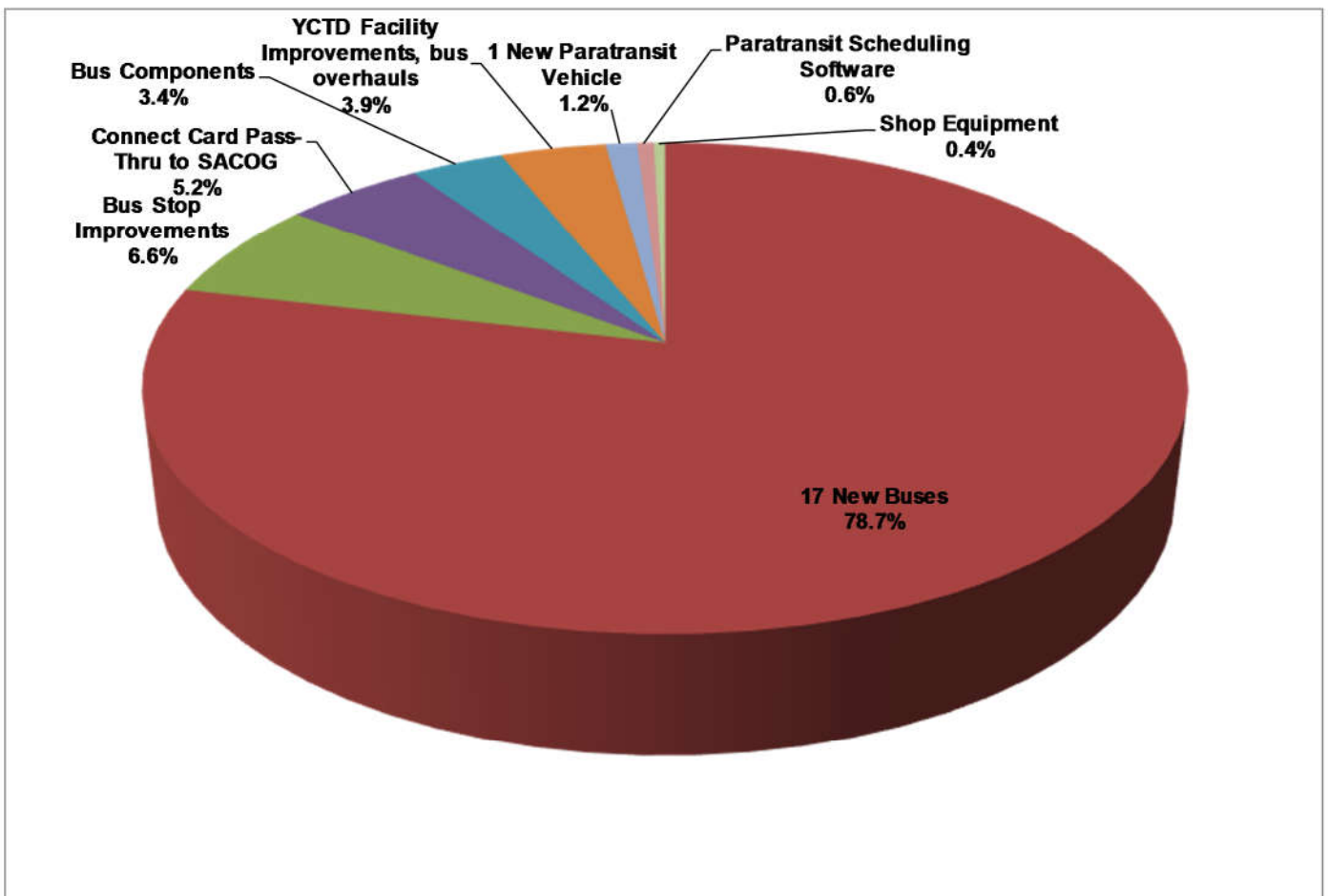


Table F

2016/17 Capital Revenues By Source

FTA	\$	6,024,696	50.0%
Prop 1B (State)	\$	3,590,138	29.8%
YCTD STA	\$	1,483,102	12.3%
Replacement Fund	\$	551,674	4.6%
TDA	\$	226,733	1.9%
Tribe	\$	175,000	1.5%
Total Revenues	\$	12,051,343	100.0%

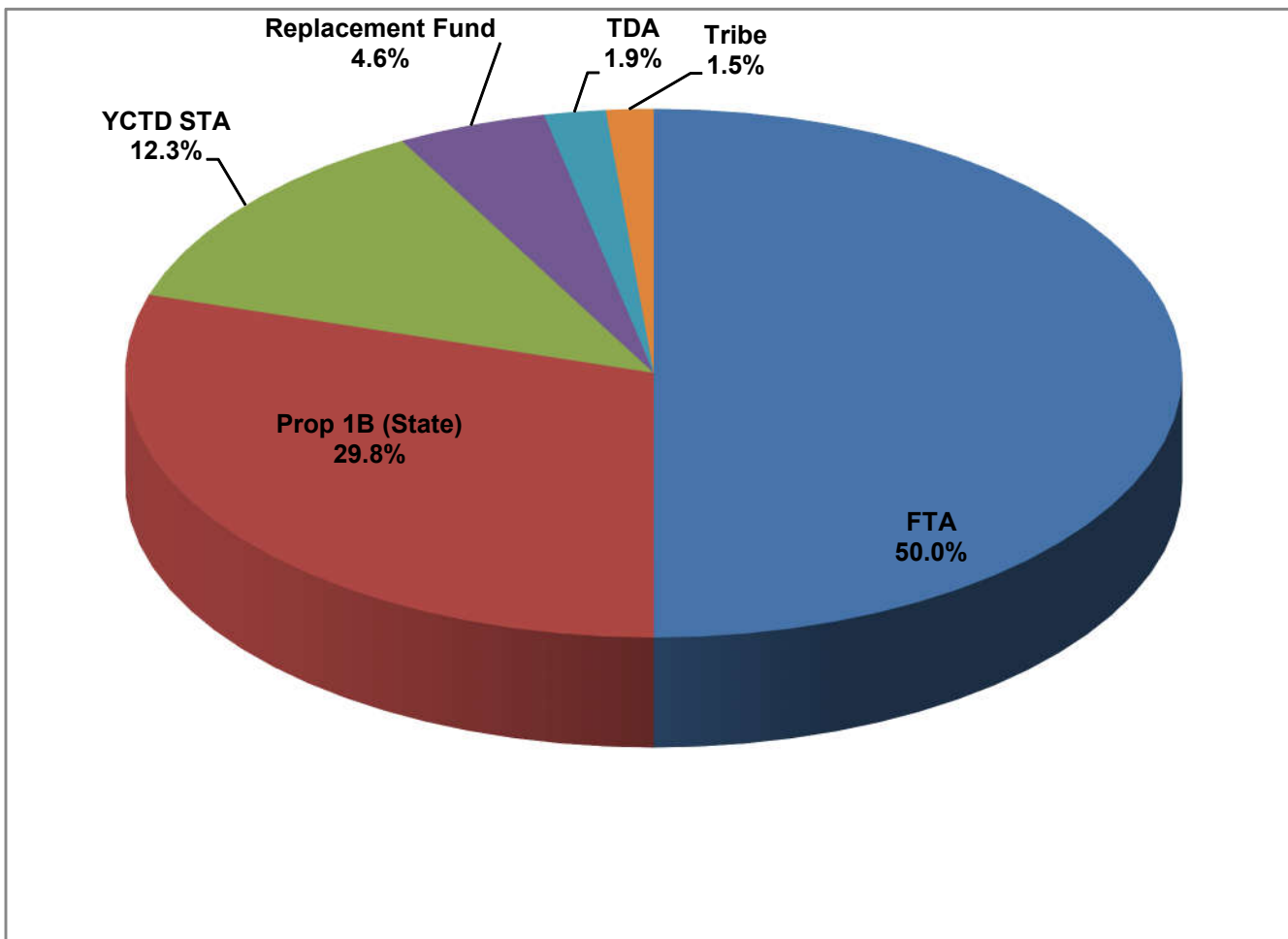


Table G

ESTIMATED 2016/17 LTF & STA TO YCTD BY JURISDICTION

(Local Transportation Fund & State Transit Assistance Fund)

Davis				Woodland				West Sacramento				
	Final 2014/15	Final 2015/16	Final 2016/17	Change	Final 2014/15	Final 2015/16	Final 2016/17	Change	Final 2014/15	Final 2015/16	Final 2016/17	Change
LTF Estimate by Jurisdiction	\$3,305,906	\$3,039,004	\$3,240,798	6.6%	\$2,830,294	\$2,608,931	\$2,792,619	7.0%	\$2,509,606	\$2,317,733	\$2,489,060	7.4%
STA Estimate by Jurisdiction	<u>\$326,600</u>	<u>\$337,102</u>	<u>\$271,728</u>	-19.4%	<u>\$279,613</u>	<u>\$289,396</u>	<u>\$234,150</u>	-19.1%	<u>\$247,932</u>	<u>\$257,095</u>	<u>\$208,698</u>	-18.8%
	\$3,632,506	\$3,376,106	\$3,512,526	4.0%	\$3,109,907	\$2,898,327	\$3,026,769	4.4%	\$2,757,538	\$2,574,828	\$2,697,758	4.8%
<u>LTF & STA to YCTD</u>												
YCTD Fixed Route	\$1,293,665	\$1,426,221	\$1,496,685	4.9%	\$1,062,746	\$1,136,648	\$1,141,473	0.4%	\$1,530,595	\$1,731,906	\$1,645,195	-5.0%
YCTD Capital	\$0	\$0	\$67,771		\$0	\$0	\$54,289		\$0	\$0	\$56,168	
YCTD Paratransit Service	<u>\$225,029</u>	<u>\$262,320</u>	<u>\$307,213</u>	17.1%	<u>\$282,945</u>	<u>\$314,556</u>	<u>\$361,499</u>	14.9%	<u>\$171,056</u>	<u>\$198,620</u>	<u>\$228,261</u>	14.9%
Total Required LTF & STA	\$1,518,694	\$1,688,540	\$1,871,669	10.8%	\$1,345,691	\$1,451,204	\$1,557,261	7.3%	\$1,701,651	\$1,930,526	\$1,929,624	0.0%
Amount Not Used By YCTD	\$2,113,812	\$1,687,566	\$1,640,857	-2.8%	\$1,764,216	\$1,447,123	\$1,469,508	1.5%	\$1,055,887	\$644,302	\$768,134	19.2%
% to non YCTD	58.2%	50.0%	46.7%	-6.5%	56.7%	49.9%	48.6%	-2.8%	38.3%	25.0%	28.5%	13.8%

Winters				County				Total				
	Final 2014/15	Final 2015/16	Final 2016/17	Change	Final 2014/15	Final 2015/16	Final 2016/17	Change	Final 2014/15	Final 2015/16	Final 2016/17	Change
LTF Estimate by Jurisdiction	\$346,849	\$318,189	\$337,590	6.1%	\$1,252,614	\$1,125,538	\$1,305,164	16.0%	\$10,245,269	\$9,409,395	\$10,165,231	8.0%
STA Estimate by Jurisdiction	<u>\$34,266</u>	<u>\$35,295</u>	<u>\$28,306</u>	-19.8%	<u>\$123,750</u>	<u>\$124,851</u>	<u>\$109,433</u>	-12.3%	<u>\$1,012,161</u>	<u>\$1,043,739</u>	<u>\$852,315</u>	-18.3%
	\$381,115	\$353,484	\$365,896	3.5%	\$1,376,364	\$1,250,389	\$1,414,597	13.1%	\$11,257,430	\$10,453,134	\$11,017,546	5.4%
<u>LTF & STA to YCTD</u>												
YCTD Fixed Route	\$114,638	\$127,049	\$133,147	4.8%	\$155,880	\$152,265	\$138,099	-9.3%	\$4,157,524	\$4,574,089	\$4,554,599	-0.4%
YCTD Capital	\$0	\$0	\$8,300		\$0	\$0	\$40,204		\$0	\$0	\$226,732	
YCTD Paratransit Service	<u>\$0</u>	<u>\$0</u>	<u>\$0</u>		<u>\$44,443</u>	<u>\$48,396</u>	<u>\$48,226</u>	-0.4%	<u>\$723,473</u>	<u>\$823,891</u>	<u>\$945,199</u>	
Total Required LTF & STA	\$114,638	\$127,049	\$141,447	11.3%	\$200,323	\$200,661	\$226,529	12.9%	\$4,880,997	\$5,397,980	\$5,726,530	6.1%
Amount Not Used By YCTD	\$266,477	\$226,435	\$224,449	-0.9%	\$1,176,041	\$1,049,728	\$1,188,068	13.2%	\$6,376,433	\$5,055,154	\$5,291,016	4.7%
% to non YCTD	69.9%	64.1%	61.3%	-4.2%	85.4%	84.0%	84.0%	0.0%	48.4%	48.4%	48.0%	-0.7%

This page intentionally left blank

Part II: Budget Detail

Fixed Route Service Narrative

(Approximately 1.7 million rides annually)

In FY 2016/2017, YOLOBUS will provide service along 29 bus routes for a total of 267 bus trips on weekdays, 134 on Saturdays, and 119 on Sundays and Holidays.

Route	Community / Destinations	Total Bus Trips	Cost Allocated to:
42A/42B	Intercity: Woodland, Davis, West Sacramento, Sacramento International Airport, Downtown Sacramento	39 loops M-F 33 loops Sat 33 loops Sun	Shared: Davis Woodland West Sacramento
35	Bridgeway Island, Southport, Gateway, West Sacramento Transit Center	14 loops M-F 11 loops Sat 9 loops Sun	West Sacramento
39	Southport, Downtown Sacramento Commute	4 AM loops 4 PM loops	West Sacramento
40	Northern West Sacramento, Ikea Ct, West Sacramento Transit Center, Downtown Sacramento	17 loops M-F 12 loops Sat 9 loops Sun	West Sacramento
41	Ikea Ct, Northern West Sacramento, West Sacramento Transit Center, Downtown Sacramento	14 loops M-F	West Sacramento
240	Ikea Ct, Reed Ave, Harbor Blvd, West Sacramento Transit Center, Downtown Sacramento	15 loops M-F 12 loops Sat 10 loops Sun	West Sacramento
241	Downtown Sacramento, West Capitol Ave Industrial Blvd Commute	2 AM loops M-F 2 PM loops M-F	West Sacramento
340	Downtown Sacramento, CalSTRS, Ziggurat Commute	8 AM trips M-F 7 PM trips M-F	West Sacramento
243	Spring Lake to County Fair Fashion Mall, to U.C. Davis Campus	2 AM trips M-F (eliminate 1 trip in Sept) 2 PM trips M-F (eliminate 1 trip in Sept)	Woodland
210	Community & Senior Center, West Woodland Loop	12 loops M-F	Woodland
211	County Fair Mall, West Woodland Loop	14 loops M-F (add 1 loop in Sept) 13 loops SAT (remove 1 loop in Sept) 11 loops SUN	Woodland
212	County Fair Mall, East Woodland Loop	14 loops M-F 12 loops SAT 11 loops SUN	Woodland
214	East Woodland Loop	12 loops M-F	Woodland
242	Woodland, UC Davis Commute	1 AM southbound trip M-F 1 PM northbound trip M-F	Woodland

45	West/Central Woodland, Downtown Sacramento Express	4 AM trips M-F 4 PM trips M-F	Woodland
46	East Woodland, Downtown Sacramento Express	2 AM trips M-F 2 PM trips M-F	Woodland
220 C 220	Winters, U.C. Davis Commute Davis, Winters, Vacaville (add service to Kaiser & Solano Community College)	1 AM eastbound trip M-F 1 PM westbound trip M-F 3 eastbound trips M-F 3 westbound trips M-F 3 eastbound trips Sat 3 westbound trips Sat	Shared: Winters (85%) County (15%)
215	Woodland, Madison, Esparto, Capay, Cache Creek Casino Resort	17 westbound trips 7 days/wk 17 eastbound trips 7 days/wk	Shared: County Tribe
216	Knights Landing, Woodland	1 morning loop 3 days/wk 1 afternoon loop 3 days/wk 1 morning loop, 1st Sat of Mo. 1 afternoon loop, 1st Sat of Mo.	County
217	Dunnigan, Yolo, Woodland	1 morning loop 2 days/wk 1 afternoon loop 2 days/wk	County
43 43R	Davis, Downtown Sacramento Express Reverse Commute: Downtown Sacramento, U.C. Davis Express	5 AM loops M-F 4 PM loops M-F 1 AM loops M-F 1 PM loops M-F	Davis
44	South Davis, Downtown Sacramento Express	3 AM loops M-F 3 PM loops M-F	Davis
230	West Davis, Downtown Sacramento Express	3 AM loops M-F 3 PM loops M-F	Davis
231	Downtown Sacramento, Davis Modified Express	1 PM loop M-F	Davis
232	Davis, Downtown Sacramento Express	1 AM loop M-F 1 PM loop M-F	Davis
	Total	266 Weekday Bus Trips 134 Saturday Bus Trips 117 Sun/Hol Bus Trips	

Other transit services under “Fixed Route” include:

- ✓ 100 hours of community service.
- ✓ 1,000 hours and 25,000 miles for added service due to holidays, school breaks and other service delays and events.
- ✓ 3,043 hours for Golden One Center caused mitigations of Yolobus routes
- ✓ A \$24,000 County contribution to Unitrans operations plus \$10,000 towards regional bike share program.

Table H-1

YCTD/FIXED ROUTE FINAL 2016/17 BUDGET

OPERATING EXPENSES VS. PREVIOUS YEAR

<u>Account</u>	<u>Description</u>	<u>APPROVED 2015/16</u>	<u>APPROVED 2016/17</u>	<u>CHANGE</u>	<u>PERCENT CHANGE</u>
1101	Regular Employees	\$759,804	\$845,874	\$86,070	11.33%
1102	Extra Help	\$65,000	\$60,000	(\$5,000)	-7.69%
1103	Overtime	\$0	\$0	\$0	0.00%
1107	Cash out (Mgmt Leave Buy-Back)	\$4,000	\$4,000	\$0	0.00%
	SUBTOTAL LABOR	\$828,804	\$909,874	\$81,070	9.78%
1201	YCTD Contribution to Retirement	\$125,825	\$143,709	\$17,884	14.21%
1202	YCTD Contribution to Social Security	\$0	\$3,100	\$3,100	
1203	YCTD Contribution to MEDICARE	\$11,960	\$13,135	\$1,175	9.82%
1300	YCTD Contribution to Health Ins.	\$185,131	\$211,496	\$26,365	14.24%
1301	YCTD Contribution to OPEB	\$50,007	\$48,802	(\$1,205)	-2.41%
1400	YCTD Contribution to Unemp. Ins.	\$4,655	\$6,440	\$1,785	38.35%
1500	Worker's Compensation Insurance	\$10,256	\$10,756	\$500	4.88%
1600	Other Fringe Benefits	\$32,100	\$32,100	\$0	0.00%
	SUBTOTAL BENEFITS	\$419,934	\$469,538	\$49,604	11.81%
	SUBTOTAL LABOR & BENEFITS	\$1,248,738	\$1,379,412	\$130,674	10.46%
2170	Housekeeping Expense	\$13,650	\$14,010	\$360	2.64%
2271	Maintenance-Equipment	\$758,121	\$741,415	(\$16,706)	-2.20%
2272	Maintenance-Bldgs & Improvement	\$68,600	\$68,600	\$0	0.00%
2423	Legal Services	\$25,000	\$25,000	\$0	0.00%
2429	Professional & Spec. Services	\$254,083	\$302,353	\$48,270	19.00%
2548	Training Expense	\$25,855	\$25,855	\$0	0.00%
2557	Trustees, Commissioners, Dir.	\$8,000	\$6,800	(\$1,200)	-15.00%
	SUBTOTAL SERVICES	\$1,153,309	\$1,184,033	\$30,724	2.66%
2613	Fuel YCTD	\$1,257,345	\$1,074,377	(\$182,968)	-14.55%
2613	Fuel Outside Use	\$440,907	\$526,933	\$86,026	19.51%
	SUBTOTAL FUEL & LUBRICANTS	\$1,698,252	\$1,601,310	(\$96,942)	-5.71%

Table H-1

YCTD/FIXED ROUTE FINAL 2016/17 BUDGET

OPERATING EXPENSES VS. PREVIOUS YEAR

Account	Description	APPROVED 2015/16	APPROVED 2016/17	CHANGE	PERCENT CHANGE
2130	Food	\$1,096	\$3,721	\$2,625	239.51%
2390	Office Expense	\$25,000	\$25,000	\$0	0.00%
2391	Postage	\$11,000	\$11,000	\$0	0.00%
2392	Printing	\$65,966	\$65,966	\$0	0.00%
2520	Small Tools & Minor Equipment	\$65,422	\$50,392	(\$15,030)	-22.97%
	SUBTOTAL MATERIALS & SUPPLIES	\$168,484	\$156,079	(\$12,405)	-7.36%
2090	Communications	\$134,996	\$189,098	\$54,102	40.08%
2640	Utilities	\$21,050	\$21,100	\$50	0.24%
	SUBTOTAL UTILITIES	\$156,046	\$210,198	\$54,152	34.70%
2202	Insurance-Public Liability	\$421,293	\$475,160	\$53,867	12.79%
2203	Insurance-Other Than Vehicle	\$20,000	\$20,000	\$0	0.00%
2209	Insurance-Physical Damage	\$23,101	\$25,029	\$1,928	8.35%
	SUBTOTAL CASUALTY & LIABILITY	\$464,394	\$520,189	\$55,795	12.01%
2428	Purchased Services-Transit	\$7,579,941	\$7,723,857	\$143,916	1.90%
	SUBTOTAL PURCHASED TRANSIT	\$7,579,941	\$7,723,857	\$143,916	1.90%
2330	Memberships	\$35,817	\$36,022	\$205	0.57%
2460	Publications & Legal Notices	\$2,500	\$2,500	\$0	0.00%
2465	Advertising	\$33,240	\$33,240	\$0	0.00%
2491	Rents & Leases-Equipment	\$1,000	\$400	(\$600)	-60.00%
2492	Rents & Leases-Bldgs & Improvements	\$0	\$45,000	\$45,000	0.00%
2553	Library Books & Periodicals	\$685	\$980	\$295	43.07%
2559	Special Dept. Expense-Other	\$11,200	\$13,070	\$1,870	16.70%
2610	Transportation & Travel	\$49,384	\$46,759	(\$2,625)	-5.32%
3200	Pass Through to Other Agencies	\$33,000	\$33,000	\$0	0.00%
	SUBTOTAL MISCELLANEOUS	\$166,826	\$210,971	\$44,145	26.46%
8101	Contingencies	\$150,000	\$501,683	\$351,683	234.46%
	TOTAL OPERATING EXPENSES	\$12,785,990	\$13,487,732	\$701,742	5.49%

Table H-2

YCTD/FIXED ROUTE FINAL 2016/17 BUDGET

OPERATING REVENUES VS. PREVIOUS YEAR

<u>Account</u>	<u>Description</u>	<u>APPROVED 2015/16</u>	<u>APPROVED 2016/17</u>	<u>CHANGE</u>	<u>PERCENT CHANGE</u>
1501	LTF--Woodland	\$1,136,648	\$1,141,473	\$4,825	0.42%
1501	LTF--Davis	\$1,426,221	\$1,496,685	\$70,464	4.94%
1501	LTF--West Sacramento	\$1,731,906	\$1,645,195	(\$86,711)	-5.01%
1501	LTF -- Winters	\$127,049	\$133,147	\$6,098	4.80%
1501	LTF -- Yolo County	\$152,265	\$138,099	(\$14,166)	-9.30%
	TOTAL OPERATING LTF	\$4,574,089	\$4,554,599	(\$19,490)	-0.43%
4100	Non-Transportation Revenues (Interest)	\$30,000	\$30,000	\$0	0.00%
5133	State Transit Assistance	\$0	\$0	\$0	N/A
5134	State Operating - Other	\$35,412	\$35,412	\$0	0.00%
5140	State Motor Vehicle in Lieu Tax	\$0	\$0	\$0	0.00%
5673	FTA 5307	\$2,385,641	\$2,639,164	\$253,523	10.63%
5676	FTA Section 37 (ATJ)	\$0	\$0	\$0	N/A
5677	FTA 5311	\$137,899	\$130,879	(\$7,020)	-5.09%
6271	Passenger Fares	\$2,741,342	\$2,578,550	(\$162,792)	-5.94%
6272	Special Transit Fares	\$33,000	\$20,000	(\$13,000)	-39.39%
6276	Auxiliary Revenue	\$525,275	\$601,933	\$76,658	14.59%
6399	Other--Other	\$292,450	\$607,105	\$314,655	107.59%
6400	Mitigation Revenue	\$1,546,537	\$1,605,980	\$59,443	3.84%
7101	Local Operating Assistance	\$484,345	\$654,110	\$169,765	35.05%
	TOTAL OPERATING REVENUES	\$12,785,990	\$13,457,732	\$671,742	5.25%

Table H-3

YCTD/FIXED ROUTE FINAL 2016/17 BUDGET

CAPITAL EXPENSES VS. PREVIOUS YEAR

<u>Account</u>	<u>Description</u>	<u>APPROVED 2015/16</u>	<u>APPROVED 2016/17</u>	<u>CHANGE</u>	<u>PERCENT CHANGE</u>
4300	Equipment	\$7,927,168	\$10,521,694	\$2,594,526	32.73%
4200	Facility Improvements	\$1,147,601	\$1,314,649	\$167,048	14.56%
	TOTAL CAPITAL EXPENSES	\$9,074,769	\$11,836,343	\$2,761,574	30.43%

CAPITAL REVENUES VS. PREVIOUS YEAR

<u>Account</u>	<u>Description</u>	<u>APPROVED 2015/16</u>	<u>APPROVED 2016/17</u>	<u>CHANGE</u>	<u>PERCENT CHANGE</u>
1502	LTF--County of Yolo	\$0	\$40,204	\$40,204	N/A
1502	LTF--Woodland	\$0	\$54,289	\$54,289	N/A
1502	LTF--Davis	\$0	\$67,771	\$67,771	N/A
1502	LTF--West Sacramento	\$0	\$56,168	\$56,168	N/A
1502	LTF--Winters	\$0	\$8,300	\$8,300	N/A
1502	LTF--From Veh. Repl. Fund	\$963,469	\$551,674	(\$411,795)	-42.74%
	TOTAL CAPITAL LTF	\$963,470	\$778,407	-\$225,267	-19.21%
5133	State Transit Assistance	\$1,173,363	\$1,408,102	\$234,739	20.01%
5135	1B (OHS & PTMISEA, LCTOP)	\$3,678,074	\$3,590,138	(\$87,936)	-2.39%
5675	FTA 5307/STP (large, small urban, CMAQ)	\$3,224,863	\$6,024,696	\$2,799,833	86.82%
5830	Non County Govt Agencies	\$35,000	\$35,000	\$0	0.00%
	TOTAL CAPITAL REVENUES	\$9,074,770	\$11,836,343	\$2,761,573	30.43%

Table I

Approved Capital Projects

<u>Fixed Route</u>			
Buses			
CMAQ, Wd 5307, 1B, VRF, STA	Replace 9 CNG transit buses	\$4,833,000	
5307, 1B, VRF, STA TDA	Replace 7 CNG transit buses	\$3,953,462	
Wdl 5307	One expansion bus & accessories for Woodland	\$700,000	
	SUBTOTAL		\$9,486,462
Bus Component			
CTAF	Vehicle Access Points	\$170,262	
YCTD Operator STA	Connect Card Equipment	\$17,500	
LCTOP	Connect Card Add Fare Machine & Other Connect Card Equipment	\$35,346	
Sac 5307	Connect Card Pass-Thru to SACOG	\$621,570	
CTAF	Rangers, Bus Surveillance Upgrades	\$190,554	
	SUBTOTAL		\$1,035,232
Passenger Facilities			
TRIBE, STA	Electronic Information Signs	\$20,000	
Bus Stop Improvements			
STA, Tribe, CTAF,	Shelters, Pads, Lighting	\$628,900	
Wdl 5307	Safety and Security Improvements		
	Bus stop improvements (\$110k Lemen Ave, \$33,800 other)	\$143,800	
	SUBTOTAL		\$792,700
YCTD Facility Improvements			
YCTD Operator STA	Diesel Fuel Spill Prevention System	\$60,000	
YCTD Operator STA	Bus Washer, Water Recycler Replacement, Other	\$411,949	
			\$471,949
Maintenance/Operations Equipment			
YCTD Operator STA	Shop Equipment	\$50,000	
	SUBTOTAL		\$50,000
	TOTAL FIXED ROUTE CAPITAL		\$11,836,343
<u>Paratransit</u>			
Tribe	Replace 10th Paratransit vehicle (including 1 ranger)	\$140,000	
5339	Paratransit Scheduling Software	\$75,000	
	TOTAL PARATRANSIT CAPITAL		\$215,000
		\$12,051,343	\$12,051,343
NEW PROJECTS		\$5,641,940	46.8%
CARRYOVER PROJECTS		\$6,409,403	53.2%
		\$12,051,343	

Paratransit Service Narrative

(Approximately 31,000 Rides Annually)

The Preliminary budget assumes some 23,433 revenue hours for local ADA and senior paratransit rides in West Sacramento, local ADA rides in Woodland, and inter-city ADA rides for Davis, Woodland, West Sacramento and unincorporated Yolo County.

The cost for this service will be shared as follows (same split as 2015/16):

- 38.69% City of Woodland
- 24.43% City of West Sacramento
- 32.88% City of Davis
- 4.00% County of Yolo

To comply with the federal Americans with Disabilities Act, YCTD must supply complementary paratransit (door-to-door) service for ADA eligible riders anywhere most YOLOBUS routes go, with the exception of commute routes and rural routes that provide route deviation. The budget does NOT assume YCTD operates any local ADA service in Davis, as that is considered a responsibility of Davis Community Transit.

The budget assumes 1,919.5 revenue hours/month in ADA paratransit service, plus 33.3 revenue hours per month for Capay Valley related paratransit service, funded by Cache Creek Casino Resort. The casino will be billed only for paratransit service actually provided.

Table J-1

YCTD / PARATRANSIT FINAL 2016/17 BUDGET

OPERATING EXPENSES VS. PREVIOUS YEAR

<u>Account</u>	<u>Description</u>	APPROVED 2015/16	APPROVED 2016/17	CHANGE	PERCENT CHANGE
2613	Fuel	\$196,757	\$228,309	\$31,552	16.04%
2202	Insurance-Public Liability	\$73,335	\$98,294	\$24,959	34.03%
2428	Purchased Transportation	\$1,371,938	\$1,498,444	\$126,505	9.22%
8101	Contingencies	\$22,373	\$22,373	\$0	0.00%
TOTAL OPERATING EXPENSES		\$1,664,403	\$1,847,420	\$183,016	11.00%

OPERATING REVENUES VS. PREVIOUS YEAR

<u>Account</u>	<u>Description</u>	APPROVED 2015/16	APPROVED 2016/17	CHANGE	PERCENT CHANGE
1501	LTF--Davis	\$262,320	\$307,213	\$44,893	17.11%
1501	LTF--West Sacramento	\$198,620	\$228,261	\$29,641	14.92%
1501	LTF -- Woodland	\$314,556	\$361,499	\$46,943	14.92%
1501	LTF -- County	\$48,396	\$48,226	(\$170)	-0.35%
TOTAL OPERATING LTF		\$823,891	\$945,199	\$121,308	14.72%
4100	Non-Transportation Revenues (Interest)	\$5,000	\$5,000	\$0	0.00%
5673	FTA 5307	\$231,000	\$260,450	\$29,450	12.75%
5676	FTA 5310 (used to be New Freedom)	\$150,000	\$150,000	\$0	0.00%
6271	Passenger Fares	\$59,788	\$64,317	\$4,529	7.58%
6272	Special Transit Fares	\$31,000	\$43,734	\$12,734	41.08%
6399	Other	\$0	\$24,959	\$24,959	
6400	Mitigation Revenue	\$28,724	\$23,761	(\$4,963)	-17.28%
7101	Local Operating Assistance	\$335,000	\$330,000	(\$5,000)	-1.49%
OTHER OPERATING REVENUE		\$840,512	\$902,221	\$61,709	7.34%
TOTAL OPERATING REVENUE		\$1,664,403	\$1,847,420	\$183,017	11.00%

Table J-2

YCTD / PARATRANSIT FINAL 2016/17 BUDGET

CAPITAL EXPENSES VS. PREVIOUS YEAR

<u>Account</u>	<u>Description</u>	APPROVED	APPROVED	PERCENT	
		2015/16	2016/17	CHANGE	CHANGE
4300	Equipment	\$1,470,390	\$215,000	(\$1,255,390)	-85.38%
TOTAL CAPITAL EXPENSES		\$1,470,390	\$215,000	(\$1,255,390)	-85.38%

CAPITAL REVENUES VS. PREVIOUS YEAR

<u>Account</u>	<u>Description</u>	APPROVED	APPROVED	PERCENT	
		2015/16	2016/17	CHANGE	CHANGE
1502	LTF--Woodland	\$0	\$0	\$0	0.00%
1502	LTF--Davis	\$0	\$0	\$0	0.00%
1502	LTF--West Sacramento	\$0	\$0	\$0	0.00%
1502	LTF--From Veh. Repl. Fund	\$61,390	\$0	(\$61,390)	-100.00%
TOTAL CAPITAL LTF		\$61,390	\$0	(\$61,390)	-100.00%
5133	State Transit Assistance	\$40,982	\$75,000	\$34,018	N/A
5135	Proposition 1B	\$178,000	\$0	(\$178,000)	N/A
5675	FTA 5307, 5339, STP, CMAQ	\$1,080,018	\$0	(\$1,080,018)	-100.00%
5830	Non County Gov't Agencies	\$110,000	\$140,000	\$30,000	27.27%
TOTAL CAPITAL REVENUE		\$1,470,390	\$215,000	(\$1,255,390)	-85.38%

Part III: Operating Budget Factors & Capital Detail

Operating Budget Factors

Noteworthy factors influencing the 2016/2017 budget include:

EXPENSE SIDE

- 1) **Service Changes:** The budget assumes more paratransit service to accommodate an increase of about 7% in paratransit ridership. (In the 2015/16 year through March, paratransit ridership was up 9.4%. The budget also assumes that the split of ridership usage by jurisdiction will stay at the same percentages as 2015/16. The budget also assumes a set aside of 1,000 hours and 25,000 miles to accommodate added service during the holidays and school breaks, as well as changes in service due to service delays and other factors. Lastly, the budget proposes 3,043 in additional fixed route hours, plus 800 in additional paratransit hours to mitigate traffic congestion and transit delays caused by events at the Golden One Center in downtown Sacramento.
- 2) The operating budget includes \$650,000 in engine and transmission overhauls/replacements, including associated components.
- 3) **Employee Salaries and Benefits:** Employee step increases will be limited to 3% on employee anniversary dates, with the exception of four non-management positions, for which equity adjustments will be recommended. This applies to all positions, except the Executive Director, for which no adjustment next year is assumed. This year's budget under salaries and benefits will change by 3.8%. For retirement contribution purposes, the budget reflects seven (7) of the 11 YCTD employees as "Classic" PERS members and three (4) employees who fall under the Public Employee Pension Reform Act, or PEPRRA.
- 4) **Interns:** In addition to the positions above, the budget includes \$67,636 for wages and benefits for interns under Extra Help. This coming year, interns will be assisting in the following areas:

Transit Planning: Updating other databases and the automatic vehicle location system, performing web page updates, marketing YOLOBUS service, performing field checks of operations, undertaking numerous special projects and providing other technical assistance where needed.

National Transit Data Base Surveys: YCTD is required to conduct over 200 on/off surveys during the 2016/17 fiscal year. The data helps not only in service planning, but is also reported to the FTA, which utilizes the data in its revenue distribution methodology.

Transportation Capital Improvement Plan: YCTD staff is in the process of developing a draft Countywide Transportation Capital Improvement Plan, using in-house personnel. At this time, it is assumed that this work will be accomplished with the assistance of interns from U.C. Davis.

- 5) **Fuel:** The budget for fuel assumes \$4.25 per gallon for gasoline and diesel costs. YCTD owns 17 vehicles that run on these fuels. Most of YCTD’s fuel budget is for CNG (compressed natural gas). As the following chart depicts, outside users are assumed to account for 23.3% of all YCTD fuel costs:

Fixed Route CNG		\$801,963	40.00%
Fixed Route Diesel		\$268,164	14.66%
Paratransit & Admin Diesel & Gasoline		\$232,559	12.71%
Outside CNG Users		\$526,933	28.80%
	Total Fuel Costs	\$1,829,619	

- 6) **Contingency Line Item:** The budget includes a contingency line item under both fixed route and paratransit. Its primary function is to cover fuel price hikes. We have added \$501,683 to fixed route contingencies and lumped together service improvements planned to mitigate the impacts of the Golden One Center.
- 7) **Transportation Planners:** The budget assumes full-time in-house professional staff of two planning positions plus a temporary planning position.
- 8) **Streetcar Planning:** In previous years, \$100,000 was set aside to fund YCTD’s contribution to the West Sacramento/Downtown Sacramento Streetcar planning efforts. These revenues were essentially received from the City of West Sacramento in previous years for this purpose. Some \$61,250 of that amount still remains and will be carried over into the 2016/17 budget. \$4,500 of that amount will be spent on a Transit Oriented Development planning project and \$6,120 on streetcar related travel and training, leaving \$50,630 to be applied towards West Sacramento fixed route operations.
- 9) **Woodland Transit Center Site Selection Study:** On behalf of YCTD and the City of Woodland, we are undertaking the next phase related to Woodland transit capital and service improvements; namely a \$100,000 site selection study.

10) **Training & Travel:** Training and travel is proposed to stay at the 2015/2016 levels for the following purposes:

- Training for administering Disadvantaged Business Enterprise program and procurement
- Transportation planning and social media training
- Training for Information Technology Specialists (ITS)
- Streetcar related conferences (funded by the City of West Sacramento)
- More participation in APTA, CTA and CALACT sessions and training opportunities

REVENUE SIDE

1) **Operating Reserves and Carry Forward:** \$654,110 in reserves and carry forward funds for fixed route service and \$330,000 for paratransit service are used to limit the draw on FY 2016/17 Local Transportation Funds.

2) **State Transit Assistance (STA) Funds:** The Final budget excludes STA funds for operating. While STA funds from Davis, Winters, Yolo County, and West Sacramento are shown as available in Final Budget Table G, jurisdictions are forewarned that programming such STA funds for operating purposes will be at their own risk.

3) **Federal Operating Offsets:** The following federal funds (from the Federal Transit Administration) are being used to offset fixed route and paratransit operating costs:

- Sacramento Urban Area (5307) funds, including:
 - **\$935,000** to offset part of YCTD's maintenance costs associated with the YOLOBUS intercity Route 42 fixed route service. We are using the same number as last year; however, it may need to be adjusted at some later point.
 - **\$260,450** to offset ADA operating costs.
- **\$130,879** in rural (5311) federal funds to offset operating costs for Winters, and rural unincorporated parts of Yolo County. This represents a 5.1% decline in projected rural transit Section 5311 funds.
- **\$654,164** in Woodland area Section 5307 federal funds to offset operating costs for Woodland. That applies to all local routes plus routes 242 and 243 between Woodland and U.C. Davis.
- **\$200,000** in FTA funds for service mitigations related to the Golden One Center have been recommended to the SACOG Board.
- **\$150,000** in rural and Sacramento urban Section 5310 funds for paratransit services (medically related trips) beyond the ADA service area.
- **\$439,338** in IRS CNG fuel rebates are assumed, which represents revenues 2015 and one-half of 2016 anticipated revenue from this source. This funding disappears, starting in January, 2017 in the event

Congress does not extend the program.

- **\$53,334** in one-time insurance rebates will be credited against Yolobus fixed route operating costs.
- **\$24,959** in one-time insurance rebates will be credited against Yolobus paratransit operating costs.

Capital Detail (Total: \$12,051,343)

CATEGORY 1: Bus Replacements, Bus Components

The capital budget includes **\$9,486,462** towards the purchase of sixteen (16) fully equipped replacement CNG buses (replacing buses that are either over 12 years old or have over 500,000 miles accrued) and \$140,000 towards one (1) fully equipped replacement paratransit vehicle.



The capital budget assumes **\$170,262** to give YCTD vehicle access points, thus allowing the public WI-FI connections and improving YCTD's automatic vehicle location communications system. We are also proposing to replace the mobile data terminals (MDTs) on YCTD vehicles, as well as to install high definition bus surveillance systems on new buses that are on order. The cost for these activities is **\$190,554**. Last under bus components are **\$621,570** in pass-thru funds to SACOG for the CONNECT card project, plus **\$52,846** in YCTD capital costs for the CONNECT card project.

CATEGORY 2: Passenger Facilities (\$792,700)

All passenger amenities in the field are included in this category. Some are carryover projects. New projects will be paid for by Federal Transit Administration (FTA), State Transit Assistance (STA), Public Transportation Modernization, Improvement, and Service Enhancement Account (**PTMISEA**), and safety and security funds made available through Proposition 1B.

This **\$792,700** project involves various bus stop improvements throughout the system, including installation of more bus shelters and pads, solar powered lighting, minor improvements at the County Fair Fashion Mall transit center in Woodland, video surveillance systems at certain locations, such as the West

Sacramento Transit Center, real time electronic bus arrival information signs. It also includes \$143,800 in bus shelter and pad improvements associated with planned changes in Woodland local service.

CATEGORY 3: YCTD Facility Improvements (\$471,949)—It is intended that these funds be used to upgrade the YCTD bus washer, water recycling system and diesel spill protection area. We would also recommend reserving the option of using these funds for further engine and transmission overhauls in the event that more funds are needed for this purpose.

CATEGORY 4: Other Equipment -The budget includes \$50,000 for shop maintenance equipment.

CATEGORY 5: Paratransit Scheduling Software - \$75,000 will be invested in paratransit scheduling software. The intention of this project is to maximize the efficiency of ADA services, providing for computer assisted scheduling of rides, efficiently allocating paratransit equipment, and maintaining a data base of registered users.

Part IV: About YCTD

On July 1, 1997, the Yolo County Transportation District (YCTD) was formed, replacing the previously existing Yolo County Transit Authority. The district extends throughout Yolo County, including all of the incorporated and unincorporated territory. Duties of the district include:

- 1) Serve as public transit provider.
- 2) Serve as the consolidated transportation services agency for Yolo County.
- 3) Serve as the congestion management agency for Yolo County.
- 4) Act as a countywide forum for the coordination of transportation system planning, programming, and prioritization of significant projects.
- 5) Promulgate a plan for funding transportation projects within its jurisdiction.
- 6) Act as the coordinating agency for all state and federal funding applications where appropriate.